
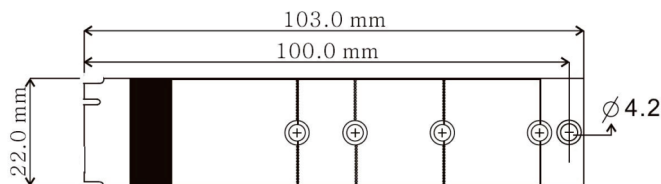


M.2(NGFF)金手指转M.2连接器转接卡



外型尺寸 (单位:mm)



订购信息

产品型号	PE2401
产品描述	M.2 PCI-e 4 Lane 金手指带M key 对M.2 M key连接器转接卡

产品特点

- 4 lanes of PCI-e designated
- PCB 4层板设计
- 内建M.2 NGFF M key connector母头连接器
- 链接PCI-e 4 Lane 讯号, 从M.2 / M key connector 到 M Key notch gold finger

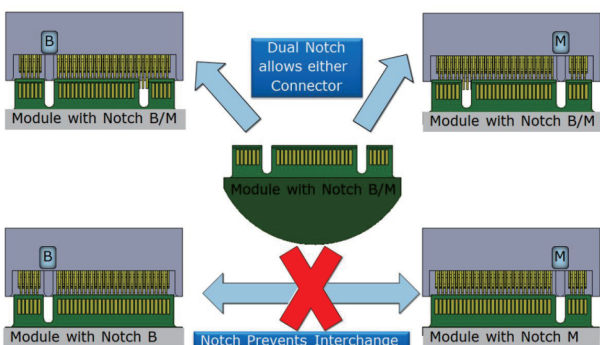
规格

- PCI Express Card Electromechanical Spec. Rev. 2.0
- 相容PCI Express M.2 Spec. Revision 0.7, Ver. 1.0

支援 M.2(NGFF) SSD 规格大小

- Type 2260-D2-B-M: 60mm(L) x 22mm(W)
- Type 2260-D2-B-M: 60mm(L) x 22mm(W)
- Type 2242-D2-B-M: 42mm(L) x 22mm(W)
- Type 2230-D2-B-M: 30mm(L) x 22mm(W)

Dual Module key Scheme Example



SSD Module pinout

74	3.3V	GND	75
72	3.3V	GND	73
70	3.3V	GND	71
68	SUSCLK(32kHz) (I)(0/3.3V)	PEDET (NC-PCIe)	69
		N/C	67
	Module Key	Module Key	M Key notch
	Module Key	Module Key	
	Module Key	Module Key	
	Module Key	Module Key	
58	Reserved/MFG Clock	GND	57
56	Reserved/MFG Data	REFCLKP	55
54	PEWake# (IO)(0/3.3V)	REFCLKN	53
52	CLKREQ# (IO)(0/3.3V)	GND	51
50	PERST# (I)(0/3.3V)	PERp0	49
48	N/C	PERn0	47
46	N/C	GND	45
44	N/C	PETp0	43
42	N/C	PETn0	41
40	N/C	GND	39
38	DEVSLP (I)(0/3.3V)	PERp1	37
36	N/C	PERn1	35
34	N/C	GND	33
32	N/C	PETp1	31
30	N/C	PETn1	29
28	N/C	GND	27
26	N/C	PERp2	25
24	N/C	PERn2	23
22	N/C	GND	21
20	N/C	PETp2	19
18	3.3V	PETn2	17
16	3.3V	GND	15
14	3.3V	PERp3	13
12	3.3V	PERn3	11
10	DAS/DSS# (O)(OD)	GND	9
8	N/C	PETp3	7
6	N/C	PETn3	5
4	3.3V	GND	3
2	3.3V	GND	1

Socket 3 PCI-e based SSD module Pinout